



ORANGE SMOKE SIGNAL 15 MINUTE

Drew Marine Signal and Safety Germany GmbH

Chemwatch: 65-6258

Version No: 3.1.1.1

Safety Data Sheet

Issue Date: 05/09/2016

Print Date: 07/09/2016

S.GHS.CAN.EN

SECTION 1 IDENTIFICATION

Product Identifier

Product name	ORANGE SMOKE SIGNAL 15 MINUTE
Synonyms	Comet Smoke Signal: Art.-No. 9181700, Pains Wessex BuoySmoke MK9: Art.-No. 9538350
Proper shipping name	SIGNALS, SMOKE†
Other means of identification	Not Available

Recommended use of the chemical and restrictions on use

Relevant identified uses	Use according to manufacturer's directions. Sea distress signal. Compact Lifebuoy marker which produces dense orange smoke for 15 minutes. The signal is used to mark the position of a man overboard in the water during daylight. It can be automatically deployed by releasing the lifebuoy, or manually activated.
--------------------------	---

Name, address, and telephone number of the chemical manufacturer, importer, or other responsible party

Registered company name	Drew Marine Signal and Safety Germany GmbH
Address	Vieländer Weg 147 Bremerhaven 27574 Germany
Telephone	+49 471 3930
Fax	+49 471 3932 10
Website	www.signalandsafety.com
Email	info@signalandsafety.com

Emergency phone number


Association / Organisation	Consultant Lutz Harder GmbH
Emergency telephone numbers	+49 178 433 7434
Other emergency telephone numbers	CHEMWATCH: From within the US and CANADA: 1 877 715 9305 OR call +613 9573 3112. From outside the US and Canada: +800 2436 2255 (+800 CHEMCALL) or +61 3 9573 3112

SECTION 2 HAZARD(S) IDENTIFICATION

Classification of the substance or mixture

Classification	Explosive Division 1.4
----------------	------------------------

Label elements

GHS label elements	
--------------------	---

SIGNAL WORD	WARNING
-------------	----------------

Hazard statement(s)

H204	Fire or projection hazard.
------	----------------------------

Hazard(s) not otherwise specified

Not Applicable

Precautionary statement(s) Prevention

P210	Keep away from heat, hot surfaces, sparks, open flames and other ignition sources. No smoking.
P234	Keep only in original packaging.
P250	Do not subject to grinding/shock/sources of friction.
P280	Wear protective gloves/protective clothing/eye protection/face protection.
P240	Ground and bond container and receiving equipment.

Continued...

ORANGE SMOKE SIGNAL 15 MINUTE

Precautionary statement(s) Response

P370+P372+P380+P373	In case of fire: Explosion risk. Evacuate area. DO NOT fight fire when fire reaches explosives.
P370+P380+P375	In case of fire: Evacuate area. Fight fire remotely due to the risk of explosion.

Precautionary statement(s) Storage

P401	Store in accordance with local regulations for explosives.
------	--

Precautionary statement(s) Disposal

P501	Dispose of contents/container in accordance with local regulations.
------	---

SECTION 3 COMPOSITION / INFORMATION ON INGREDIENTS

Substances

See section below for composition of Mixtures

Mixtures

CAS No	%[weight]	Name
		device contains
		polytechnic materials of;
3811-04-9		<u>potassium chlorate</u>
7757-79-1		<u>potassium nitrate</u>
10022-31-8		<u>barium nitrate</u>

The specific chemical identity and/or exact percentage (concentration) of composition has been withheld as a trade secret.

SECTION 4 FIRST-AID MEASURES

Description of first aid measures

Eye Contact	<p>If this product comes in contact with eyes:</p> <ul style="list-style-type: none"> ▶ Wash out immediately with water. ▶ If irritation continues, seek medical attention. ▶ Removal of contact lenses after an eye injury should only be undertaken by skilled personnel.
Skin Contact	<p>If skin contact occurs:</p> <ul style="list-style-type: none"> ▶ Immediately remove all contaminated clothing, including footwear. ▶ Flush skin and hair with running water (and soap if available). ▶ Seek medical attention in event of irritation.
Inhalation	<ul style="list-style-type: none"> ▶ If fumes or combustion products are inhaled remove from contaminated area. ▶ Lay patient down. Keep warm and rested. ▶ Prostheses such as false teeth, which may block airway, should be removed, where possible, prior to initiating first aid procedures. ▶ Apply artificial respiration if not breathing, preferably with a demand valve resuscitator, bag-valve mask device, or pocket mask as trained. Perform CPR if necessary. ▶ Transport to hospital, or doctor, without delay.
Ingestion	<p>Not considered a normal route of entry.</p> <ul style="list-style-type: none"> ▶ If swallowed do NOT induce vomiting. ▶ If vomiting occurs, lean patient forward or place on left side (head-down position, if possible) to maintain open airway and prevent aspiration. ▶ Observe the patient carefully. ▶ Never give liquid to a person showing signs of being sleepy or with reduced awareness; i.e. becoming unconscious. ▶ Give water to rinse out mouth, then provide liquid slowly and as much as casualty can comfortably drink. ▶ Seek medical advice.

Indication of any immediate medical attention and special treatment needed

Treat symptomatically.

SECTION 5 FIRE-FIGHTING MEASURES

Extinguishing media

DANGER: Deliver media remotely.

- ▶ For minor fires: Flooding quantities only.
- ▶ For large fires: **Do not attempt to extinguish.**

[Apply by mechanical means only.]

Special hazards arising from the substrate or mixture

Fire Incompatibility	Avoid contact with other chemicals.
-----------------------------	-------------------------------------

Special protective equipment and precautions for fire-fighters

Fire Fighting	<p>WARNING: EXPLOSIVE MATERIALS / ARTICLES PRESENT!</p> <ul style="list-style-type: none"> ▶ Evacuate all personnel and move upwind. ▶ Prevent re-entry. ▶ Alert Fire Brigade and tell them location and nature of hazard. ▶ May detonate and burning material may be propelled from fire. ▶ Wear full-body protective clothing with breathing apparatus.
----------------------	---

ORANGE SMOKE SIGNAL 15 MINUTE

	<ul style="list-style-type: none"> ▶ Prevent, by any means available, spillage and fire effluent from entering drains and water courses. ▶ Fight fire from safe distances and from protected locations. ▶ Use flooding quantities of water. ▶ DO NOT approach containers or packages suspected to be hot. ▶ Cool any exposed containers not involved in fire from a protected location. ▶ Equipment should be thoroughly decontaminated after use. <p>Slight hazard when exposed to heat, flame and oxidisers.</p>
Fire/Explosion Hazard	<p>Division 1.4 Substances, mixtures and articles which present no significant hazard: substances, mixtures and articles which present only a small hazard in the event of ignition or initiation. The effects are largely confined to the package and no projection of fragments of appreciable size or range is to be expected. An external fire shall not cause virtually instantaneous explosion of almost the entire contents of the package.</p>

SECTION 6 ACCIDENTAL RELEASE MEASURES

Personal precautions, protective equipment and emergency procedures

See section 8

Environmental precautions

See section 12

Methods and material for containment and cleaning up

Minor Spills	<p>WARNING: EXPLOSIVE. BLAST and/or PROJECTION and/or FIRE HAZARD</p> <ul style="list-style-type: none"> ▶ Clean up all spills immediately. ▶ Avoid inhalation of the material and avoid contact with eyes and skin. ▶ Wear impervious gloves and safety glasses. ▶ Remove all ignition sources. ▶ Use spark-free tools when handling. ▶ Sweep into non-sparking containers or barrels and moisten with water. ▶ Place spilled material in clean, sealable, labelled container for disposal. ▶ Flush area with large amounts of water.
Major Spills	<p>WARNING: EXPLOSIVE.</p> <ul style="list-style-type: none"> ▶ Clear area of personnel and move upwind. ▶ Alert Fire Brigade and tell them location and nature of hazard. ▶ May be violently or explosively reactive. ▶ Wear full body protective clothing with breathing apparatus. ▶ Consider evacuation (or protect in place). ▶ In case of transport accident notify Police, Emergency Authority, Competent Explosives Authority or Manufacturer. ▶ No smoking, naked lights, heat or ignition sources. ▶ Increase ventilation. ▶ Use extreme caution to prevent physical shock. ▶ Use only spark-free shovels and explosion-proof equipment. ▶ Collect recoverable material and segregate from spilled material. ▶ Wash spill area with large quantities of water.

Personal Protective Equipment advice is contained in Section 8 of the SDS.

SECTION 7 HANDLING AND STORAGE

Precautions for safe handling

Safe handling	<ul style="list-style-type: none"> ▶ Handle gently. Use good occupational work practice. ▶ Observe manufacturer's storage and handling recommendations contained within this SDS. ▶ Avoid all personal contact, including inhalation. ▶ Avoid smoking, naked lights, heat or ignition sources. ▶ Explosives must not be struck with metal implements. ▶ Avoid mechanical and thermal shock and friction. ▶ Use in a well ventilated area. ▶ Avoid contact with incompatible materials. ▶ When handling DO NOT eat, drink or smoke. ▶ Avoid physical damage to containers. ▶ Always wash hands with soap and water after handling. ▶ Work clothes should be laundered separately.
Other information	<ul style="list-style-type: none"> ▶ Store cases in a well ventilated magazine licenced for the appropriate Class, Division and Compatibility Group. ▶ Rotate stock to prevent ageing. Use on FIFO (first in-first out) basis. ▶ Observe manufacturer's storage and handling recommendations contained within this SDS. ▶ Store in a cool place in original containers. ▶ Keep containers securely sealed. ▶ No smoking, naked lights, heat or ignition sources. ▶ Store in an isolated area away from other materials. ▶ Keep storage area free of debris, waste and combustibles. ▶ Protect containers against physical damage. ▶ Check regularly for spills and leaks <p>NOTE: If explosives need to be destroyed contact the Competent Authority.</p> <ul style="list-style-type: none"> ▶ Store away from incompatible materials. <p>Keep out of reach of children.</p>

Conditions for safe storage, including any incompatibilities

Suitable container	<ul style="list-style-type: none"> ▶ All packaging for Class 1 Goods shall be in accordance with the requirements of the relevant Code for the transport of Dangerous Goods. ▶ Class 1 is unique in that the type of packaging used frequently has a very decisive effect on the hazard and therefore on the assignment to a particular division
---------------------------	--

ORANGE SMOKE SIGNAL 15 MINUTE

Storage incompatibility

- ▶ Avoid contact with other explosives, pyrotechnics, solvents, adhesives, paints, cleaners and unauthorized metals, plastics, packing equipment and materials.
- ▶ Avoid contamination with acids, alkalis, reducing agents, amines and phosphorus.
- ▶ Explosion hazard may follow contact with incompatible materials

SECTION 8 EXPOSURE CONTROLS / PERSONAL PROTECTION

Control parameters

OCCUPATIONAL EXPOSURE LIMITS (OEL)

INGREDIENT DATA


Source	Ingredient	Material name	TWA	STEL	Peak	Notes
Canada - Yukon Permissible Concentrations for Airborne Contaminant Substances	barium nitrate	Barium (soluble compounds) (as Ba)	0.5 mg/m ³ / --- ppm	0.5 mg/m ³ / --- ppm	Not Available	Not Available
Canada - Saskatchewan Occupational Health and Safety Regulations - Contamination Limits	barium nitrate	Barium and soluble compounds, (as Ba)	0.5 mg/m ³	1.5 mg/m ³	Not Available	Not Available
Canada - (English)	barium nitrate	Barium and soluble compounds, (as Ba)	0.5 mg/m ³	1.5 mg/m ³	Not Available	Not Available
Canada - Nova Scotia Occupational Exposure Limits	barium nitrate	Barium - Soluble compounds (as Ba)	0.5 mg/m ³	Not Available	Not Available	TLV Basis: eye, skin & gastrointestinal irritation; muscular stimulation
Canada - Prince Edward Island Occupational Exposure Limits	barium nitrate	Barium and soluble compounds, as Ba(1990)	0.5 mg/m ³	Not Available	Not Available	TLV® Basis: Eye, skin, & GI irr; muscular stim
Canada - Quebec Permissible Exposure Values for Airborne Contaminants (English)	barium nitrate	Barium soluble compounds (as Ba)	0.5 mg/m ³	Not Available	Not Available	Not Available
Canada - Manitoba Occupational Exposure Limits	barium nitrate	Not Available	0.5 mg/m ³	Not Available	Not Available	Not Available
Canada - Alberta Occupational Exposure Limits	barium nitrate	Barium and soluble compounds, as Ba	0.5 mg/m ³	Not Available	Not Available	Not Available
Canada - British Columbia Occupational Exposure Limits	barium nitrate	Barium and soluble compounds, as Ba	0.5 mg/m ³	Not Available	Not Available	Not Available

EMERGENCY LIMITS

Ingredient	Material name	TEEL-1	TEEL-2	TEEL-3
potassium chlorate	Potassium chlorate	2.3 mg/m ³	25 mg/m ³	900 mg/m ³
potassium nitrate	Potassium nitrate	0.074 mg/m ³	0.82 mg/m ³	600 mg/m ³
barium nitrate	Barium nitrate	2.9 mg/m ³	18 mg/m ³	2100 mg/m ³

Ingredient	Original IDLH	Revised IDLH
potassium chlorate	Not Available	Not Available
potassium nitrate	Not Available	Not Available
barium nitrate	1,100 mg/m ³	50 mg/m ³

Exposure controls

Appropriate engineering controls	<p>Engineering controls for explosive articles are designed to reduce or eliminate fragmentation and/or blast effects either by suppression of the source of detonation or by protection at the exposed location, or both. Barricades, shields, contained detonation chambers, and "zero quantity-distance (Q-D)" magazines are examples of engineering controls.</p> <p>Engineering controls are designed and tested in a rigorous fashion. The construction of the engineering control must be carefully duplicated in field applications to assure it will function properly.</p> <p>It is thus imperative that engineering controls be built exactly in accordance with the design package, and that they be used only for the articles (e.g.munitions) for which they are authorised.</p>
Personal protection	
Eye and face protection	<ul style="list-style-type: none"> ▶ Safety glasses with side shields ▶ Chemical goggles
Skin protection	See Hand protection below
Hands/feet protection	<ul style="list-style-type: none"> ▶ Wear chemical protective gloves, e.g. PVC. ▶ Wear safety footwear or safety gumboots, e.g. Rubber
Body protection	See Other protection below
Other protection	<ul style="list-style-type: none"> ▶ Fire resistant/ heat resistant gloves where practical, otherwise ▶ Heavy-duty chemically resistant gloves capable of providing short-term protection against spontaneous ignition. ▶ Safety footwear <p>Hard hat Ear Protection.</p>
Thermal hazards	Not Available

Respiratory protection

Respiratory protection not normally required due to the physical form of the product.

SECTION 9 PHYSICAL AND CHEMICAL PROPERTIES**Information on basic physical and chemical properties**

Appearance	Orange/yellow outer casing pressed with black/grey polytechnical ingredients.		
Physical state	Manufactured	Relative density (Water = 1)	Not Applicable
Odour	Not Available	Partition coefficient n-octanol / water	Not Available
Odour threshold	Not Available	Auto-ignition temperature (°C)	170
pH (as supplied)	Not Applicable	Decomposition temperature	>160
Melting point / freezing point (°C)	Not Applicable	Viscosity (cSt)	Not Applicable
Initial boiling point and boiling range (°C)	Not Applicable	Molecular weight (g/mol)	Not Applicable
Flash point (°C)	Not Available	Taste	Not Available
Evaporation rate	Not Applicable	Explosive properties	Not Available
Flammability	Not Available	Oxidising properties	Not Available
Upper Explosive Limit (%)	Not Available	Surface Tension (dyn/cm or mN/m)	Not Applicable
Lower Explosive Limit (%)	Not Available	Volatile Component (%vol)	Not Applicable
Vapour pressure (kPa)	Not Applicable	Gas group	Not Available
Solubility in water (g/L)	Immiscible	pH as a solution (1%)	Not Applicable
Vapour density (Air = 1)	Not Applicable	VOC g/L	Not Available

SECTION 10 STABILITY AND REACTIVITY

Reactivity	See section 7
Chemical stability	<ul style="list-style-type: none"> ▶ Presence of shock and friction ▶ Presence of heat source and ignition source ▶ Product is considered stable under normal handling conditions. ▶ Stable under normal storage conditions. ▶ Hazardous polymerization will not occur. Avoid contact with other chemicals.
Possibility of hazardous reactions	See section 7
Conditions to avoid	See section 7
Incompatible materials	See section 7
Hazardous decomposition products	See section 5

SECTION 11 TOXICOLOGICAL INFORMATION**Information on toxicological effects**

Inhaled	Not normally a hazard due to physical form of product. Inhalation of vapour is more likely at higher than normal temperatures. The vapour is discomforting
Ingestion	Not normally a hazard due to physical form of product. Considered an unlikely route of entry in commercial/industrial environments
Skin Contact	Not normally a hazard due to physical form of product. The vapour is discomforting
Eye	Not normally a hazard due to physical form of product. The vapour is discomforting
Chronic	<ul style="list-style-type: none"> ▶ Generally not applicable. Principal hazards are related to the explosive/ decomposition by products of the cartridge, if inadvertently discharged or launched without adequate control and safety measures in place. Normal exposure to the article by all route is considered to be practically non-harmful.

ORANGE SMOKE SIGNAL 15 MINUTE	TOXICITY	IRRITATION
	Not Available	Not Available
potassium chlorate	TOXICITY	IRRITATION
	dermal (rat) LD50: >2000 mg/kg ^[1] Oral (rat) LD50: 1870 mg/kg ^[2]	Nil reported

potassium nitrate	TOXICITY	IRRITATION
	dermal (rat) LD50: >5000 mg/kg ^[1] Oral (rat) LD50: >2000 mg/kg ^[1]	Nil reported
barium nitrate	TOXICITY	IRRITATION
	Oral (rat) LD50: 355 mg/kg ^[2]	Eye (rabbit): 100 mg/24h - moderate Skin (rabbit): 500 mg/24h - mild
Legend:	1. Value obtained from Europe ECHA Registered Substances - Acute toxicity 2.* Value obtained from manufacturer's SDS. Unless otherwise specified data extracted from RTECS - Register of Toxic Effect of chemical Substances	

BARIUM NITRATE	The material may produce moderate eye irritation leading to inflammation. Repeated or prolonged exposure to irritants may produce conjunctivitis. The material may cause skin irritation after prolonged or repeated exposure and may produce on contact skin redness, swelling, the production of vesicles, scaling and thickening of the skin.
-----------------------	--

Acute Toxicity	☉	Carcinogenicity	☉
Skin Irritation/Corrosion	☉	Reproductivity	☉
Serious Eye Damage/Irritation	☉	STOT - Single Exposure	☉
Respiratory or Skin sensitisation	☉	STOT - Repeated Exposure	☉
Mutagenicity	☉	Aspiration Hazard	☉

Legend: ✗ - Data available but does not fill the criteria for classification
✔ - Data required to make classification available
☉ - Data Not Available to make classification

SECTION 12 ECOLOGICAL INFORMATION

Toxicity

Ingredient	Endpoint	Test Duration (hr)	Species	Value	Source
potassium chlorate	LC50	96	Fish	1.71819mg/L	3
potassium chlorate	EC50	48	Crustacea	>1000mg/L	2
potassium chlorate	EC50	72	Algae or other aquatic plants	1.9mg/L	4
potassium chlorate	EC50	72	Algae or other aquatic plants	1.9mg/L	2
potassium chlorate	NOEC	72	Algae or other aquatic plants	<0.5mg/L	4
potassium nitrate	LC50	96	Fish	22.5mg/L	4
potassium nitrate	EC50	48	Crustacea	490mg/L	2
potassium nitrate	EC50	96	Algae or other aquatic plants	1181.887mg/L	3
potassium nitrate	EC50	96	Crustacea	39mg/L	2
potassium nitrate	NOEC	96	Fish	98.9mg/L	2
barium nitrate	LC50	96	Fish	>3.5mg/L	2
barium nitrate	EC50	72	Algae or other aquatic plants	>1.92mg/L	2
barium nitrate	EC50	72	Algae or other aquatic plants	>34.31mg/L	2
barium nitrate	NOEC	72	Algae or other aquatic plants	>=1.92mg/L	2

Legend:

Extracted from 1. IUCLID Toxicity Data 2. Europe ECHA Registered Substances - Ecotoxicological Information - Aquatic Toxicity 3. EPIWIN Suite V3.12 - Aquatic Toxicity Data (Estimated) 4. US EPA, Ecotox database - Aquatic Toxicity Data 5. ECETOC Aquatic Hazard Assessment Data 6. NITE (Japan) - Bioconcentration Data 7. METI (Japan) - Bioconcentration Data 8. Vendor Data

Persistence and degradability

Ingredient	Persistence: Water/Soil	Persistence: Air
potassium chlorate	HIGH	HIGH
potassium nitrate	LOW	LOW

Bioaccumulative potential

Ingredient	Bioaccumulation
potassium chlorate	LOW (LogKOW = -4.6296)
potassium nitrate	LOW (LogKOW = 0.209)


Mobility in soil

Ingredient	Mobility
potassium chlorate	LOW (KOC = 35.04)
potassium nitrate	LOW (KOC = 14.3)

SECTION 13 DISPOSAL CONSIDERATIONS**Waste treatment methods**

Product / Packaging disposal	<ul style="list-style-type: none"> ▶ Explosives must not be thrown away, buried, discarded or placed with garbage. ▶ Explosives which are surplus, deteriorated or considered unsafe for transport, storage or use shall be destroyed and the statutory authorities shall be notified. ▶ This material may be disposed of by burning or detonation but the operation may only be performed under the control of a person trained in the safe destruction of explosives. <p>Refer to local Waste Disposal Authority and supplier for suitable disposal procedure.</p>
-------------------------------------	---

SECTION 14 TRANSPORT INFORMATION**Labels Required**

	
Marine Pollutant	NO

Land transport (TDG): NOT REGULATED FOR TRANSPORT OF DANGEROUS GOODS**Air transport (ICAO-IATA / DGR)**

UN number	0507	
UN proper shipping name	Signals, smoke	
Transport hazard class(es)	ICAO/IATA Class	1.4S
	ICAO / IATA Subrisk	Not Applicable
	ERG Code	3L
Packing group	Not Applicable	
Environmental hazard	Not Applicable	
Special precautions for user	Special provisions	Not Applicable
	Cargo Only Packing Instructions	135
	Cargo Only Maximum Qty / Pack	100 kg
	Passenger and Cargo Packing Instructions	135
	Passenger and Cargo Maximum Qty / Pack	25 kg
	Passenger and Cargo Limited Quantity Packing Instructions	Forbidden
	Passenger and Cargo Limited Maximum Qty / Pack	Forbidden

Sea transport (IMDG-Code / GGVSee)

UN number	0507	
UN proper shipping name	SIGNALS, SMOKE	
Transport hazard class(es)	IMDG Class	1.4S
	IMDG Subrisk	Not Applicable
Packing group	Not Applicable	
Environmental hazard	Not Applicable	
Special precautions for user	EMS Number	F-B, S-X
	Special provisions	Not Applicable
	Limited Quantities	0

Transport in bulk according to Annex II of MARPOL and the IBC code

Not Applicable

SECTION 15 REGULATORY INFORMATION**Safety, health and environmental regulations / legislation specific for the substance or mixture**

This product has been classified in accordance with the hazard criteria of the Controlled Products Regulations and the MSDS contains all the information required by the Controlled Products Regulations.

POTASSIUM CHLORATE(3811-04-9) IS FOUND ON THE FOLLOWING REGULATORY LISTS

Canada Categorization decisions for all DSL substances

Canada Domestic Substances List (DSL)

POTASSIUM NITRATE(7757-79-1) IS FOUND ON THE FOLLOWING REGULATORY LISTS

Continued...

ORANGE SMOKE SIGNAL 15 MINUTE

Canada Categorization decisions for all DSL substances

Canada Domestic Substances List (DSL)

BARIUM NITRATE(10022-31-8) IS FOUND ON THE FOLLOWING REGULATORY LISTS

Canada - (English)

Canada - Alberta Occupational Exposure Limits

Canada - British Columbia Occupational Exposure Limits

Canada - Nova Scotia Occupational Exposure Limits

Canada - Prince Edward Island Occupational Exposure Limits

Canada - Quebec Permissible Exposure Values for Airborne Contaminants (French)

Canada - Saskatchewan Occupational Health and Safety Regulations - Contamination Limits

Canada - Yukon Permissible Concentrations for Airborne Contaminant Substances

Canada Categorization decisions for all DSL substances

Canada Domestic Substances List (DSL)

National Inventory	Status
Australia - AICS	Y
Canada - DSL	Y
Canada - NDSL	N (barium nitrate; potassium chlorate; potassium nitrate)
China - IECSC	N (potassium chlorate)
Europe - EINEC / ELINCS / NLP	Y
Japan - ENCS	Y
Korea - KECI	Y
New Zealand - NZIoC	Y
Philippines - PICCS	Y
USA - TSCA	Y
Legend:	Y = All ingredients are on the inventory N = Not determined or one or more ingredients are not on the inventory and are not exempt from listing(see specific ingredients in brackets)

SECTION 16 OTHER INFORMATION**Other information****Ingredients with multiple cas numbers**

Name	CAS No
barium nitrate	10022-31-8, 34053-87-7

Classification of the preparation and its individual components has drawn on official and authoritative sources as well as independent review by the Chemwatch Classification committee using available literature references.

A list of reference resources used to assist the committee may be found at:

www.chemwatch.net

The SDS is a Hazard Communication tool and should be used to assist in the Risk Assessment. Many factors determine whether the reported Hazards are Risks in the workplace or other settings. Risks may be determined by reference to Exposures Scenarios. Scale of use, frequency of use and current or available engineering controls must be considered.